



## WEATHERED COLTER BAY

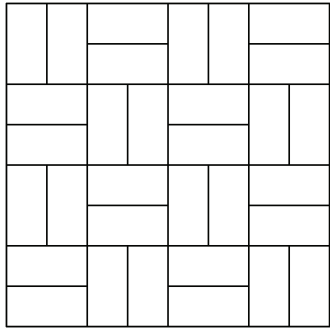
Marion, Virginia

[www.GeneralShale.com](http://www.GeneralShale.com)


This photo sample is intended to represent general color range and texture. Precise color fidelity is difficult to obtain in print. Brick selection should be made from product samples.

CL-PSS 0411-0313

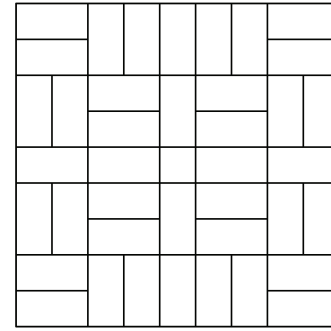
**General Shale**   
Outdoor Living Products



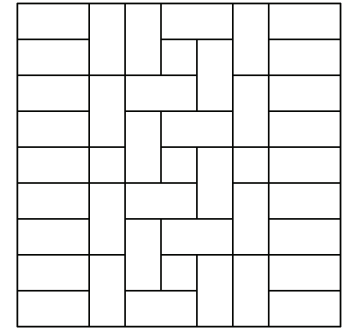
Henning Bond



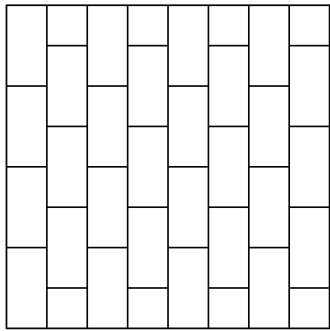
Grist Bond\*



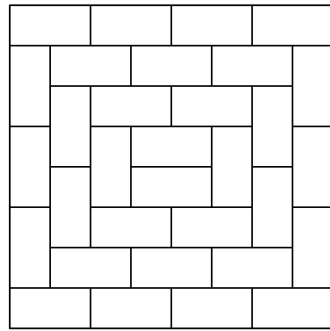
Garden Bond\*



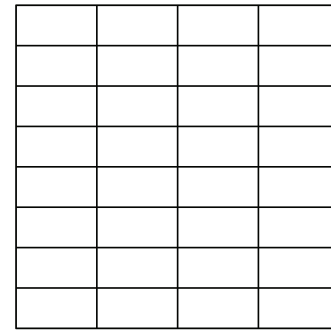
Hedge Bond\*



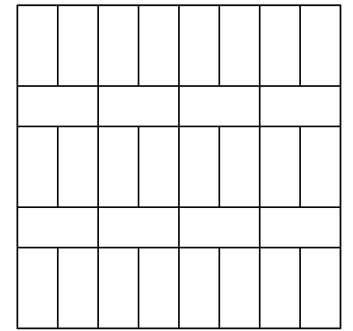
Flemish Bond



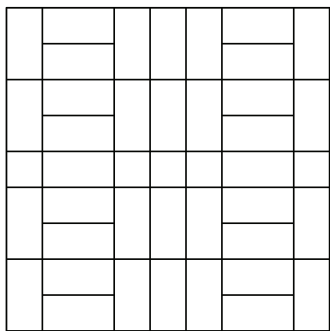
Aztec Bond



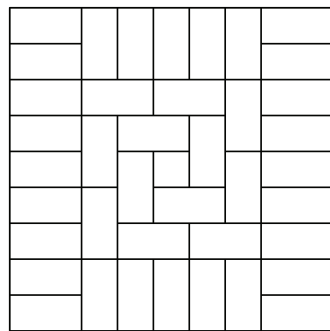
Stack Bond




Cabin Bond




Lake Bond\*



Double Rose Bond\*



Charleston Bond



Harbor Bond\*

# CLAY PAVER PATTERNS

[www.GeneralShale.com](http://www.GeneralShale.com)

\*These patterns are based on a 36" square. All others are based on a 32" square.