



Q&A Adair® Georgian Blend

1 WHY IS GEORGIAN BLEND PRICED DIFFERENTLY THAN SOME OTHER QUARRIED STONES?


Georgian Blend is a split face product that is sawn both top and bottom with each face height packaged on separate skids. Our tight dimensional tolerances allow the product to be priced by the square foot. Other lesser expensive quarried products native to the area are split bed with varied dimensional tolerances. As such, the product is sold by the ton as it is hard to determine exactly how many sq/ft this will cover.

2 HOW IS GEORGIAN BLEND INSTALLED?

Georgian Blend comes standard as a full bed masonry product which is laid in a bed of mortar like brick, using conventional masonry practices. It can also be cut thin on a custom order basis and adhered to the wall (like a tile), for light weight applications.

3 HOW DOES THE INSTALLATION OF GEORGIAN BLEND COMPARE TO OTHER QUARRIED PRODUCTS?

While the split bed look of other quarried stones may be desired by those who are in favour of something more rustic, the consistent face heights and longer lengths make installation of Georgian Blend extremely efficient, maximizing throughput and minimizing waste.




4 HOW DOES GEORGIAN BLEND PERFORM?


Georgian Blend is part of our Adair® family of products which is a Class 3 Dolomitic Limestone. Its physical properties such as extremely low absorption rate and high compressive strength makes it ideal for even the most severe and demanding applications. Compared to the Class 2 sedimentary stones from the mid-west, Georgian Blend is better suited to deal with at-grade or even below grade applications where exposure to winter's harsh conditions are amplified (wicking, de-icing salts). Like all Arriscraft products, Georgian Blend comes with our industry-leading lifetime warranty: ask your Authorized Distributor or Arriscraft Sales Representative for more details.

5 IS GEORGIAN BLEND THE RIGHT FIT FOR MY HOME OR PROJECT?

If the 2-1/4", 5", and 7-5/8" face heights, random lengths up to 24", and Blue-grey/Sepia Quarry Range of our standard stock product doesn't quite hit the mark, you can incorporate our 3-5/8" high Adair Armour Course for some added dimension. Custom order 10-1/4" face heights and solid Sepia or Blue Grey colour tones in various cuts are also available to meet your project needs. Looking for a more modern look? Install Georgian Blend in a coursed pattern possibly with a recessed mortar joint. Looking for something more traditional? Install it in a random ashlar pattern, or perhaps use an over-grouted (bagged) joint.




Georgian Blend Ashlar with a lightly bagged joint



Georgian Blend Coursed with a recessed joint

4-Unit Adair® Georgian Blend

15:40:30:15 Bond • 3/8" Mortar Joints

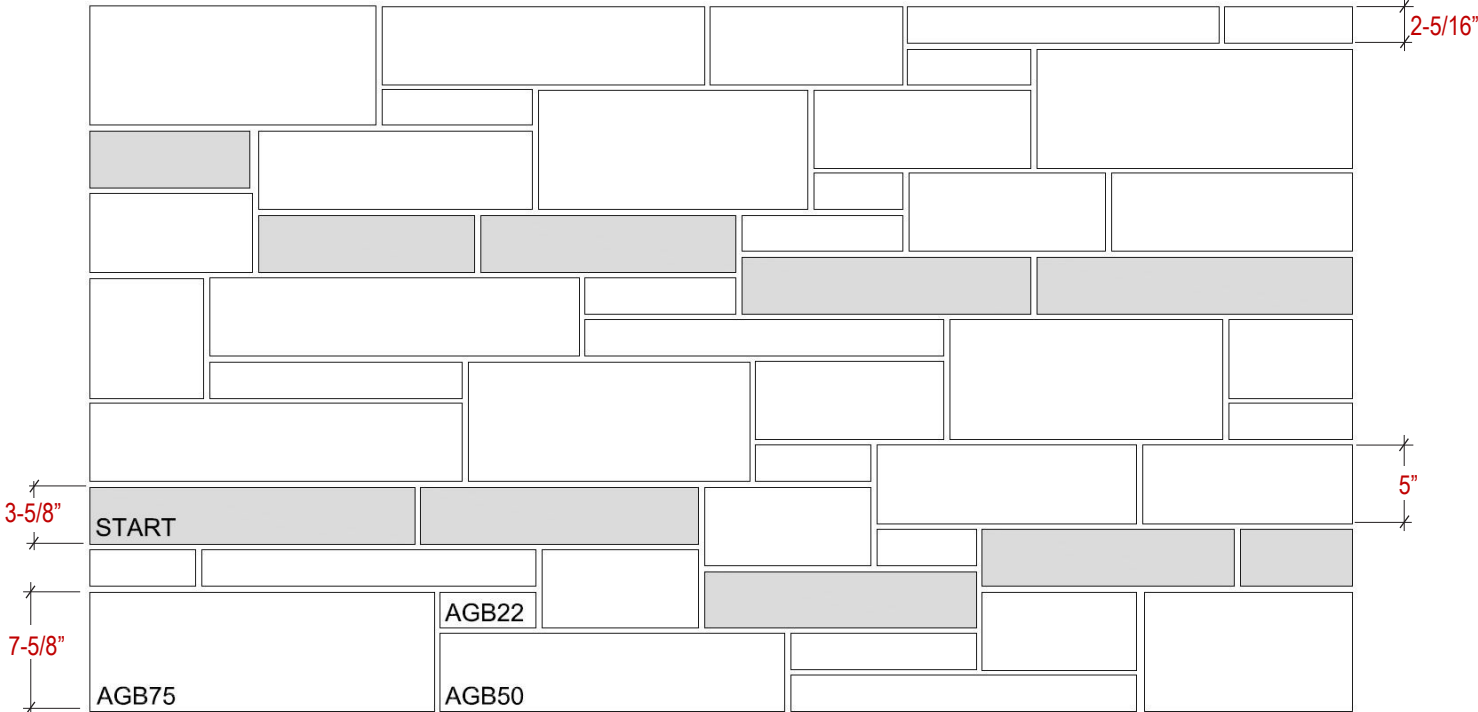


Size	Percent	Pieces per* 32 sq.ft
AGB22	15%	11
AGB50	40%	14
AGB75	30%	7
AGB102	15%	3

*One piece equals 2 lineal feet and may be comprised of 2 or more pieces.

4-Unit Adair® Georgian Blend

20:20:40:20 Bond • 3/8" Mortar Joints

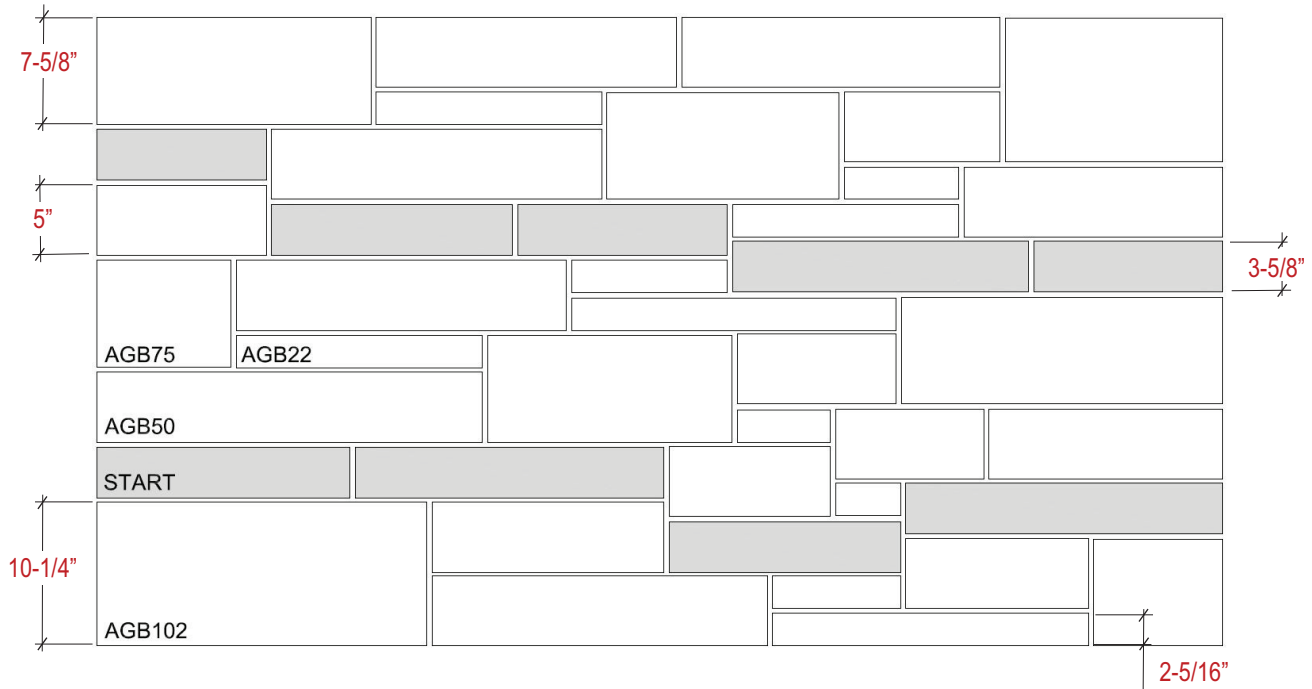


Size	Percent	Pieces per* 32 sq.ft
AGB22	20%	14
START	20%	10
AGB50	40%	14
AGB75	20%	5

*One piece equals 2 lineal feet and may be comprised of 2 or more pieces.

5-Unit Adair® Georgian Blend

10:20:40:20:10 Bond • 3/8" Mortar Joints




Size	Percent	Pieces per* 32 sq.ft
AGB22	10%	7
START	20%	9
AGB50	40%	14
AGB75	20%	5
AGB102	10%	2

*One piece equals 2 lineal feet and may be comprised of 2 or more pieces.

2-Unit Adair® Georgian Blend

75:25 Bond • 3/8" Mortar Joints



Size	Percent	Pieces per* 32 sq.ft
AGB50	75%	27
AGB102	25%	5

*One piece equals 2 lineal feet and may be comprised of 2 or more pieces.