

Project Name: Virtua Health and Wellness Center, Washington Township, NJ  
Architect: HGA Architects, Milwaukee, WI  
Material: Savannah Smooth ARRIS-clip Renaissance® Units

**The Particulars:**  
HGA Architects in Milwaukee, WI designed the stunning Virtua Healthcare facility in Washington Township, NJ, and used ARRIS-clip Renaissance® units as an integral part of the exterior façade so that they could achieve their design vision.


Due to the deep stone soffits and the large spans between columns there were few options available to support a traditional 4" thick unit masonry veneer façade. This left only one option for the designers - **Curtain Wall Construction. This led to 34,000 sq. ft of ARRIS-clip Renaissance® Units being specified.** The use of the lighter ARRIS-clip units allowed for lighter structure **resulting in significant cost savings and greater design flexibility.**

- The Project Highlights:**
- 34,000 sq. ft. of ARRIS-clip Renaissance® units Smooth finish. Savannah range color.
  - The first of four Virtua facility buildings on three separate campuses with 180,000 sq. ft. of ARRIS-clip Renaissance® units being specified.
  - Joints were finished with backer-rod and silicone sealant.
  - Return Corner Units were utilized at the corners of the building.
  - The suspended stone soffits were critical to the design intent so that stone appeared to be "floating" over the store front windows below.
  - Since the joints were not mortared, the use of the ARRIS-clip Renaissance® Units allowed for winter construction with no tarps and salamanders required to cover and heat the wall.


# ARRIS-clip Case Study: Virtua Health & Wellness Center



Step 1: Steel Studs



Step 2: Exterior Grade Sheathing



Step 3: Waterproofing Membrane




Step 4: Install "Z" channels and then Rigid Insulation between "Z" channels



Step 5: Install Gridworx Channels over "Z" channels and rigid insulation



Step 6: Clip Stone on to the Gridworx Channels




Step 7: Joints Sealed with Backer Rod and Silicone Sealant



800.265.8123  
www.arriscraft.com





Project Name: Montecito Office Building, Las Vegas, NV  
 Architect: SEM Architects, Denver, CO  
 Material: Ginger Smooth ARRIS•tile and Custom Color Rocked  
 ARRIS•tile Renaissance® Units

SEM  
 ARCHITECTS

#### The Particulars:

- **SEM Architects in Denver, CO designed the striking Montecito Office Building in Las Vegas, NV.** Utilizing Renaissance® units as an integral part of the exterior façade to achieve their design vision.
- According to Todd Decker at SEM Architects they wanted to maintain a uniform finish plane for the skin with a rich pedestrian scaled finish at the base transitioning to a more monolithic finish above. This was achieved by combining thin-set adhered ARRIS•tile with synthetic stucco. By using ARRIS•tile along the other components the detailing of stud placement, sheathing, weather barriers, openings, etc. remained consistent throughout the wall assembly making construction and detailing simple.
- With many options within the ARRIS•tile product line including colors, textures, and profile units SEM Architects appreciated the design versatility and flexibility that this product gave them.

#### The Project Highlights:

- 34,000 sq. ft. of ARRIS•clip Renaissance® units Smooth finish. Savannah range color.
- The first of 4 Virtua facility buildings on 3 separate campuses with 180,000 sq. ft. of ARRIS•clip Renaissance® units being specified
- Joints were finished with backer-rod and silicone sealant
- Return Corner Units utilized at the corners of the building
- The suspended stone soffits were critical to the design intent so that stone appeared to be “floating” over the store front windows below.
- Since the joints were not mortared, the use of the ARRIS•clip Renaissance® Units allowed for winter construction with no tarps and salamanders required to cover and heat the wall.



# ARRIS-tile Case Study: Montecito Office Building



According to Todd Decker with SEM, the overall design of the Montecito Office Building reflects upon traditional design principles using a base, middle and top. These traditional principles are contrasted by a modern more contemporary aesthetic. The base is accented with large, two-story windows and stone pilasters while the middle portion of the building uses a variety of horizontal window patterns. The upper portion of the building incorporates intricately detailed metal panels along with integral sun shade devices at the entry feature to create an iconic image on the skyline. The design focused on emphasizing the plan articulation and fenestration pattern. Therefore a relatively tight skin was in order, and ARRIS-tile was a perfect fit as a result.



800.265.8123  
www.arriscraft.com

**Arriscraft**  
Building Stone · Brick · Limestone  
Arriscraft is a General Shale Company





Project Name: University of Toledo Snyder Hall, Toledo, OH  
Architect: The Collaborative, Toledo, OH  
Material: Oak Ridge Smooth ARRIS-clip Renaissance® Units

**The Particulars:**

- **The Collaborative in Toledo Ohio designed this modern transformation of the existing Snyder Hall at the University of Toledo**, incorporating ARRIS-clip Renaissance® units as an instrumental part of the re-clad and re-use of the building.
- The existing building was built in the 1950's and was originally slated for demolition; the original building while a central location on campus; didn't tie into any of the existing stone buildings that surrounded it.
- While re-cladding the building was a desirable option; existing structural limitations and budgets to re-clad with stone presented significant obstacles until ARRIS-clip was presented as an option.
- The Arriscraft stone ties in with the quarried stone which was reclaimed from another old campus building; the old ROTC.

**The Project Highlights:**

- 7,000 sq. ft. of Smooth ARRIS-clip Renaissance® units in the Oak Ridge color.
- The material cost; landed to the jobsite including the stone, anchoring system, screws, sealant, backer rod and other miscellaneous materials for the system was approximately \$19.00/sq. ft. Actual installed labor costs are estimated to be \$33.00 to \$36.00 per sq. ft. for this project
- Material weight for the system and stone was approximately 20 lbs/sq. ft. for this project allowing for the re-clad to occur on much of the existing structure.
- Complete design, detailing and construction took place in 7 months with a collaboration between The Collaborative, University of Toledo, Rudolph Libbe, Arriscraft and Kuhlman Corp. Total construction time was 90 days.

# ARRIS-clip Case Study: University of Toledo Snyder Hall



The University of Toledo has had a long standing tradition of stone buildings on the main campus on the Centennial Mall. Snyder Hall, built in the 1950's, rests among these stone buildings on the Mall. According to Mr. Dan Adamski from The University of Toledo, it was slated for demolition since the design of the building was very dated compared to the surrounding stone buildings.

There was a desire to re-clad the building for reasons of sustainability and for the buildings namesake, the Snyder family, who are still very involved with the University. When the structural engineers studied the project however, they concluded that the existing structure could not support full bed masonry and thus some sort of curtain wall system would be necessary to consider. While many lightweight solutions were considered for re-cladding the existing building neither EIFS or metal panels would maintain and complement the architecture in the Centennial Mall. Stone was the desired finish so that the building appeared to be part of the existing campus. However, according to Regency Estimating Consultants natural stone curtain walls typically cost \$65.00 per sq. ft. and this exceeded the project budget. The re-use of the existing building and tying it into it's surrounding environment seemed unlikely at this point.

According to Mr. Dave Serra from The Collaborative Inc., both The Collaborative and The University of Toledo have successfully used Arriscraft for over 15 years. In considering the use of ARRIS-clip for this application they also consulted Mike Muse (Partner of The Collaborative Inc.) who had successfully used ARRIS-clip at the Wayne campus of Akron University. This gave The Collaborative the confidence to propose ARRIS-clip for The University of Toledo. Mr. Serra noted that "once the decision had been made to use ARRIS-clip the design schedule was accelerated and construction was to be completed in 90 days. By utilizing the existing frame along with the speed of the installation, this aggressive schedule could be met with ARRIS-clip."

Mr. Adamski points out that "the renovation has finally tied together the mall area and the 90 day construction schedule was easily achieved with this system; and as a former mason, I was amazed at the installation".

